

SPA EURO RACE 2014

FORMULA RENAULT 2.0 ALPS

RACE 1 (25' + 1 lap)

Provisional Classification

Drivers	Nat	Team	Vehicle	Class	Laps	Total Time	Gap	Avg Kph	Best Lap	Avg Kph		
								Lap	Time	Kph		
1	19	Nyck DE VRIES	NED	KOIRANEN GP		10	28:29.072	-	147.5	5	2:20.554	179.4
2	25	Matevos ISAAKYAN	RUS	JD MOTORSPORT		10	28:29.416	+0.344	147.5	5	2:20.560	179.4
3	17	Charles LECLERC	MCO	FORTEC MOTORSPORTS		10	28:30.709	+1.637	147.4	5	2:21.322	178.4
4	3	Luke CHUDLEIGH	CAN	TECH 1 RACING		10	28:32.033	+2.961	147.3	5	2:21.663	178.0
5	29	Akash NANDY	MAL	TECH 1 RACING		10	28:33.421	+4.349	147.2	5	2:21.775	177.8
6	38	Sebastien MORRIS	GBR	FORTEC MOTORSPORTS		10	28:33.732	+4.660	147.1	5	2:21.773	177.8
7	21	Philo Paz Patrick ARMAND	IND	TECH 1 RACING		10	28:33.941	+4.869	147.1	5	2:21.411	178.3
8	10	George RUSSELL	GBR	KOIRANEN GP		10	28:34.273	+5.201	147.1	5	2:21.269	178.5
9	26	Denis KORNEEV	RUS	JD MOTORSPORT		10	28:35.733	+6.661	147.0	5	2:23.043	176.3
10	33	Stefan RIENER	AUT	CRAM MOTORSPORT		10	28:36.684	+7.612	146.9	6	2:21.908	177.7
11	12	Marek BOECKMANN	GER	JENZER MOTORSPORT		10	28:38.231	+9.159	146.7	5	2:23.310	175.9
12	72	Jorge CEVALLOS	MEX	FORTEC MOTORSPORTS		10	28:40.625	+11.553	146.5	6	2:22.992	176.3
13	63	Matteo GONFIANTINI	ITA	TS CORSE		10	28:41.222	+12.150	146.5	6	2:23.141	176.1
14	70	Hong LI YE	CHN	KOIRANEN MOTORSPORT		10	28:41.373	+12.301	146.5	5	2:23.117	176.2
15	32	Alessio ROVERA	ITA	CRAM MOTORSPORT		10	28:41.675	+12.603	146.5	6	2:22.725	176.7
16	8	Kang LING	CHN	KOIRANEN GP		10	28:42.213	+13.141	146.4	6	2:23.295	176.0
17	37	Sun ZHENG	CHN	CHINA BRT by JCS		10	28:42.842	+13.770	146.4	5	2:23.415	175.8
18	45	Daniele CAZZANIGA	ITA	GSK GRAND PRIX		10	28:43.803	+14.731	146.3	6	2:22.578	176.8
19	73	Pietro PECCENINI	ITA	TS CORSE		10	28:46.288	+17.216	146.1	6	2:25.416	173.4
20	42	Danylo PRONENKO	UKR	AS MOTORSPORT by GSK		10	28:46.968	+17.896	146.0	5	2:23.782	175.4
21	4	Hugo DE SADELEER	SUI	TECH 1 RACING		10	28:47.533	+18.461	146.0	6	2:22.755	176.6
22	16	Thiago VIVACQUA	BRA	FORTEC MOTORSPORTS		10	28:56.493	+27.421	145.2	4	2:23.321	175.9
23	78	Bo YUAN	CHN	KOIRANEN GP		10	29:09.955	+40.883	144.1	6	2:23.899	175.2
24	5	Simon GACHET	FRA	ARTA ENGINEERING		9	26:08.683	1 Lap	144.7	5	2:21.724	177.9
25	15	Martin KODRIC	CRO	FORTEC MOTORSPORTS		9	26:13.705	1 Lap	144.2	5	2:23.191	176.1
26	28	Semen EVSTIGNEEV	RUS	BVM RACING		9	26:14.295	1 Lap	144.1	6	2:21.531	178.2
27	1	Alex BOSAK	POL	PREMA POWERTEAM		9	26:17.732	1 Lap	143.8	5	2:24.019	175.1

Not classified:

22	Pietro FITTIPALDI	BRA	MGR MOTORSPORT		6	15:56.835			5	2:23.318	175.9
6	James ALLEN	AUS	ARTA ENGINEERING		5	13:57.462			4	2:28.386	169.9
66	Raoul OWENS	GBR	MARK BURDETT MOTORSPORT		1	2:25.904					
27	Dario CAPITANIO	ITA	BVM RACING		1	2:26.213					
18	Ben BARNICOAT	GBR	FORTEC MOTORSPORTS		1	3:10.653					

Pole Position		N. DE VRIES	2:18.041	182.7 Kph
Fastest Lap	Lap 5	Nyck DE VRIES	2:20.554	179.4 Kph

Published at:

Track Status: **DRY**

Race Director:	Timekeeper:
-----------------------	--------------------

Provisional Classification by Class


Nr. Driver	Nat	Team	Car	Laps	Total Time	Gap	Kph	Best Lap		
								Lap	Time	Kph

Published at:

Track Status: 

Race Director:


Timekeeper:



FORMULA RENAULT 2.0 ALPS
SPA EURO RACE 2014
RACE 1

Lap Chart


		LAP										
Nr	Pos	Pos	1	2	3	4	5	6	7	8	9	10
19	1	19	19	19	19	19	19	19	19	19	19	19
25	2	25	25	25	25	25	25	25	25	25	25	25
17	3	17	5	5	5	17	17	17	17	17	17	17
5	4	5	38	17	17	5	5	5	5	5	5	3
27	5	27	17	38	38	38	38	38	3	3	3	29
66	6	66	66	3	3	3	3	3	38	38	38	38
3	7	3	27	29	29	29	29	29	29	29	29	21
38	8	38	3	4	4	10	10	10	21	21	21	10
18	9	18	4	10	10	4	21	21	10	10	10	26
32	10	32	29	21	21	21	22	26	26	26	26	33
21	11	21	21	22	22	22	26	16	12	12	12	12
4	12	4	10	26	26	16	16	22	16	16	33	72
10	13	10	22	16	16	26	12	12	15	15	16	63
29	14	29	26	12	12	12	15	15	72	72	15	70
1	15	1	12	15	15	15	72	72	33	33	72	32
26	16	26	16	72	72	72	33	33	28	28	28	8
6	17	6	15	45	45	63	63	28	63	63	63	37
28	18	28	72	70	70	33	70	63	70	70	70	45
45	19	45	70	63	63	70	28	70	45	45	45	73
63	20	63	45	8	33	45	45	45	32	32	32	42
22	21	22	63	28	28	28	32	32	8	8	8	4
15	22	15	37	33	8	8	8	8	37	37	37	16
12	23	12	33	42	42	32	37	37	78	78	78	78
8	24	8	8	6	6	37	42	78	1	1	1	
16	25	16	28	37	37	42	78	1	73	73	73	
72	26	72	6	32	32	78	1	73	4	4	4	
70	27	70	42	73	73	6	73	4	42	42	42	
78	28	78	32	78	78	1	4	42				
33	29	33	78	1	1	73	6					
37	30	37	73									
73	31	73	1									
42	32	42	18									



FORMULA RENAULT 2.0 ALPS
SPA EURO RACE 2014
RACE 1

Best Sector Times


SECTOR 1			SECTOR 2			SECTOR 3			Pos	Driver	Ideal Lap	Best Lap
Pos	Driver	Time	Driver	Time	Driver	Time						
1	21 P.ARMAND	41.316	19 N.DE VRIES	1:01.978	19 N.DE VRIES	36.476	1	25 M.ISAAYAN	2:20.220	2:20.560	(2)	
2	10 G.RUSSELL	41.481	25 M.ISAAYAN	1:02.206	25 M.ISAAYAN	36.516	2	19 N.DE VRIES	2:20.274	2:20.554	(1)	
3	25 M.ISAAYAN	41.498	17 C.LECLERC	1:02.237	10 G.RUSSELL	36.601	3	17 C.LECLERC	2:20.647	2:21.322	(4)	
4	32 A.ROVERA	41.585	5 S.GACHET	1:02.350	3 L.CHUDLEIGH	36.635	4	5 S.GACHET	2:20.725	2:21.724	(8)	
5	37 S.ZHENG	41.596	28 S.EVSTIGNEEV	1:02.500	5 S.GACHET	36.712	5	10 G.RUSSELL	2:20.877	2:21.269	(3)	
6	78 B.YUAN	41.606	38 S.MORRIS	1:02.662	21 P.ARMAND	36.732	6	21 P.ARMAND	2:21.130	2:21.411	(5)	
7	5 S.GACHET	41.663	10 G.RUSSELL	1:02.795	17 C.LECLERC	36.745	7	28 S.EVSTIGNEEV	2:21.238	2:21.531	(6)	
8	17 C.LECLERC	41.665	33 S.RIENER	1:02.944	27 D.CAPITANIO	36.797	8	3 L.CHUDLEIGH	2:21.478	2:21.663	(7)	
9	70 H.LI YE	41.698	29 A.NANDY	1:02.954	38 S.MORRIS	36.804	9	29 A.NANDY	2:21.537	2:21.775	(10)	
10	16 T.VIVACQUA	41.705	21 P.ARMAND	1:03.082	26 D.KORNEEV	36.820	10	38 S.MORRIS	2:21.638	2:21.773	(9)	
11	29 A.NANDY	41.716	3 L.CHUDLEIGH	1:03.126	66 R.OWENS	36.859	11	33 S.RIENER	2:21.794	2:21.908	(11)	
12	3 L.CHUDLEIGH	41.717	26 D.KORNEEV	1:03.247	29 A.NANDY	36.867	12	26 D.KORNEEV	2:21.812	2:23.043	(16)	
13	26 D.KORNEEV	41.745	4 H.DE SADELEER	1:03.258	32 A.ROVERA	36.882	13	32 A.ROVERA	2:22.077	2:22.725	(13)	
14	22 P.FITTIPALDI	41.781	22 P.FITTIPALDI	1:03.396	12 M.BOECKMANN	36.907	14	4 H.DE SADELEER	2:22.294	2:22.755	(14)	
15	1 A.BOSAK	41.794	72 J.CEVALLOS	1:03.490	15 M.KODRIC	36.911	15	22 P.FITTIPALDI	2:22.496	2:23.318	(22)	
16	19 N.DE VRIES	41.820	63 M.GONFIANTINI	1:03.503	28 S.EVSTIGNEEV	36.915	16	45 D.CAZZANIGA	2:22.510	2:22.578	(12)	
17	28 S.EVSTIGNEEV	41.823	32 A.ROVERA	1:03.610	33 S.RIENER	36.948	17	70 H.LI YE	2:22.544	2:23.117	(17)	
18	45 D.CAZZANIGA	41.824	45 D.CAZZANIGA	1:03.622	70 H.LI YE	36.973	18	16 T.VIVACQUA	2:22.574	2:23.321	(23)	
19	12 M.BOECKMANN	41.832	16 T.VIVACQUA	1:03.728	78 B.YUAN	37.045	19	63 M.GONFIANTINI	2:22.635	2:23.141	(18)	
20	15 M.KODRIC	41.872	70 H.LI YE	1:03.873	4 H.DE SADELEER	37.046	20	12 M.BOECKMANN	2:22.809	2:23.310	(21)	
21	33 S.RIENER	41.902	12 M.BOECKMANN	1:04.070	45 D.CAZZANIGA	37.064	21	78 B.YUAN	2:22.825	2:23.899	(26)	
22	4 H.DE SADELEER	41.990	15 M.KODRIC	1:04.093	63 M.GONFIANTINI	37.078	22	15 M.KODRIC	2:22.876	2:23.191	(19)	
23	8 K.LING	42.032	8 K.LING	1:04.093	8 K.LING	37.088	23	72 J.CEVALLOS	2:22.939	2:22.992	(15)	
24	63 M.GONFIANTINI	42.054	78 B.YUAN	1:04.174	16 T.VIVACQUA	37.141	24	37 S.ZHENG	2:23.002	2:23.415	(24)	
25	38 S.MORRIS	42.172	1 A.BOSAK	1:04.196	1 A.BOSAK	37.169	25	1 A.BOSAK	2:23.159	2:24.019	(27)	
26	42 D.PRONENKO	42.256	37 S.ZHENG	1:04.236	37 S.ZHENG	37.170	26	8 K.LING	2:23.213	2:23.295	(20)	
27	72 J.CEVALLOS	42.276	42 D.PRONENKO	1:04.306	72 J.CEVALLOS	37.173	27	42 D.PRONENKO	2:23.782	2:23.782	(25)	
28	73 P.PECCENINI	42.682	66 R.OWENS	1:04.380	42 D.PRONENKO	37.220	28	73 P.PECCENINI	2:24.981	2:25.416	(28)	
29	6 J.ALLEN	42.950	27 D.CAPITANIO	1:04.689	22 P.FITTIPALDI	37.319	29	6 J.ALLEN	2:27.352	2:28.386	(29)	
30	27 D.CAPITANIO	47.316	73 P.PECCENINI	1:04.725	73 P.PECCENINI	37.574	30	27 D.CAPITANIO	2:28.802			



FORMULA RENAULT 2.0 ALPS
 SPA EURO RACE 2014
 RACE 1

Fastest Lap Sequence


Practice Time	Driver	Team	Car	Class	Time	Kph	Lap
4:49.912	19 Nyck DE VRIES	KOIRANEN GP			2:27.247	171.2	2
4:51.379	5 Simon GACHET	ARTA ENGINEERING			2:26.699	171.9	2
4:55.107	3 Luke CHUDLEIGH	TECH 1 RACING			2:26.324	172.3	2
4:55.637	29 Akash NANDY	TECH 1 RACING			2:25.787	173.0	2
11:01.165	19 Nyck DE VRIES	KOIRANEN GP			2:21.028	178.8	4
13:21.719	19 Nyck DE VRIES	KOIRANEN GP			2:20.554	179.4	5



FORMULA RENAULT 2.0 ALPS
 SPA EURO RACE 2014
 RACE 1


Fastest Lap Sequence

Practice Time	Driver	Team	Car	Class	Time	Kph	Lap
4:49.912	19 Nyck DE VRIES	KOIRANEN GP			2:27.247	171.2	2
4:51.379	5 Simon GACHET	ARTA ENGINEERING			2:26.699	171.9	2
4:55.107	3 Luke CHUDLEIGH	TECH 1 RACING			2:26.324	172.3	2
4:55.637	29 Akash NANDY	TECH 1 RACING			2:25.787	173.0	2
11:01.165	19 Nyck DE VRIES	KOIRANEN GP			2:21.028	178.8	4
13:21.719	19 Nyck DE VRIES	KOIRANEN GP			2:20.554	179.4	5




FORMULA RENAULT 2.0 ALPS
SPA EURO RACE 2014
RACE 1

Analysis by lap

 Lapped

Nr	Lap Time	Gap	Nr	Lap Time	Gap	Nr	Lap Time	Gap	Nr	Lap Time	Gap	Nr	Lap Time	Gap
29	2:23.256	4.349												
38	2:23.962	4.660												
21	2:23.335	4.869												
10	2:23.264	5.201												
26	2:23.961	6.661												
33	2:23.783	7.612												
12	2:25.517	9.159												
72	2:26.816	11.553												
63	2:26.466	12.150												
70	2:26.284	12.301												
32	2:25.794	12.603												
8	2:25.770	13.141												
37	2:25.850	13.770												
45	2:28.269	14.731												
73	2:27.511	17.216												
42	2:26.966	17.896												
4	2:28.362	18.461												
16	2:43.198	27.421												
78	2:52.607	40.883												




FORMULA RENAULT 2.0 ALPS

SPA EURO RACE 2014

RACE 1

Analysis

Lap	Time	Sector 1	Sector 2	Sector 3	Kph	Elapsed	Lap	Time	Sector 1	Sector 2	Sector 3	Kph	Elapsed
1 Alex BOSAK POL PREMA POWERTEAM							<div style="display: flex; justify-content: space-between;"> Personal Best Session Best B Crossing the finish line in pit lane </div>						
1	2:45.506	47.109	1:07.062	51.335	152.3	2:45.506	4	2:28.386	43.984	1:05.577	38.825	169.9	11:24.190
2	2:27.420	42.397	1:04.196	40.827	171.0	5:12.926	5	2:33.272	43.824	1:07.880	41.568	164.5	13:57.462
3	3:46.033	1:24.483	1:26.457	55.093	111.6	8:58.959							
4	2:25.320	42.369	1:05.197	37.754	173.5	11:24.279							
5	2:24.019	42.111	1:04.459	37.449	175.1	13:48.298							
6	2:24.113	42.575	1:04.369	37.169	175.0	16:12.411							
7	2:27.679	42.263	1:04.287	41.129	170.7	18:40.090							
8	4:01.043	1:06.921	1:50.333	1:03.789	104.6	22:41.133							
9	3:36.599	1:08.430	1:27.874	1:00.295	116.4	26:17.732							
3 Luke CHUDEIGH CAN TECH 1 RACING													
1	2:28.783	45.282	1:05.619	37.882	169.5	2:28.783							
2	2:26.324	42.168	1:03.303	40.853	172.3	4:55.107							
3	3:47.984	1:14.225	1:35.945	57.814	110.6	8:43.091							
4	2:23.115	41.879	1:04.601	36.635	176.2	11:06.206							
5	2:21.663	41.717	1:03.126	36.820	178.0	13:27.869							
6	2:22.210	42.041	1:03.254	36.915	177.3	15:50.079							
7	2:28.718	41.820	1:03.483	43.415	169.5	18:18.797							
8	4:05.915	1:08.271	1:55.762	1:01.882	102.5	22:24.712							
9	3:44.473	1:05.419	1:34.262	1:04.792	112.3	26:09.185							
10	2:22.848	41.845	1:04.017	36.986	176.5	28:32.033							
4 Hugo DE SADELEER SUI TECH 1 RACING													
1	2:29.475	46.232	1:05.327	37.916	168.7	2:29.475							
2	2:27.375	42.255	1:04.332	40.788	171.1	4:56.850							
3	3:46.992	1:14.394	1:35.228	57.370	111.1	8:43.842							
4	2:24.568	41.990	1:05.532	37.046	174.4	11:08.410							
5	2:46.006	42.194	1:25.499	38.313	151.9	13:54.416							
6	2:22.755	42.361	1:03.258	37.136	176.6	16:17.171							
7	2:31.590	42.348	1:07.272	41.970	166.3	18:48.761							
8	3:54.146	1:02.090	1:47.713	1:04.343	107.7	22:42.907							
9	3:36.264	1:09.689	1:26.344	1:00.231	116.6	26:19.171							
10	2:28.362	42.844	1:07.931	37.587	170.0	28:47.533							
5 Simon GACHET FRA ARTA ENGINEERING													
1	2:24.680	44.556	1:03.142	36.982	174.3	2:24.680							
2	2:26.699	41.913	1:02.350	42.436	171.9	4:51.379							
3	3:50.032	1:14.284	1:37.072	58.676	109.6	8:41.411							
4	2:22.462	42.112	1:03.638	36.712	177.0	11:03.873							
5	2:21.724	41.663	1:03.219	36.842	177.9	13:25.597							
6	2:21.782	41.877	1:02.848	37.057	177.8	15:47.379							
7	2:30.463	41.792	1:02.951	45.720	167.6	18:17.842							
8	4:06.187	1:06.140	1:57.599	1:02.448	102.4	22:24.029							
9	3:44.654	1:02.938	1:36.589	1:05.127	112.2	26:08.683							
6 James ALLEN AUS ARTA ENGINEERING													
1	2:38.506	48.266	1:09.189	41.051	159.1	2:38.506							
2	2:30.107	42.950	1:05.780	41.377	168.0	5:08.613							
3	3:47.191	1:21.706	1:29.734	55.751	111.0	8:55.804							
8 Kang LING CHN KOIRANEN GP													
1	2:37.595	49.712	1:08.595	39.288	160.0	2:37.595							
2	2:29.861	43.200	1:05.074	41.587	168.3	5:07.456							
3	3:46.782	1:21.301	1:29.511	55.970	111.2	8:54.238							
4	2:25.012	42.639	1:05.035	37.338	173.9	11:19.250							
5	2:24.285	42.056	1:05.078	37.151	174.8	13:43.535							
6	2:23.295	42.114	1:04.093	37.088	176.0	16:06.830							
7	2:29.603	42.266	1:06.227	41.110	168.5	18:36.433							
8	4:02.022	1:08.474	1:50.145	1:03.403	104.2	22:38.455							
9	3:37.988	1:08.352	1:27.609	1:02.027	115.7	26:16.443							
10	2:25.770	42.032	1:06.209	37.529	173.0	28:42.213							
10 George RUSSELL GBR KOIRANEN GP													
1	2:30.843	46.788	1:06.490	37.565	167.2	2:30.843							
2	2:26.558	41.830	1:03.773	40.955	172.0	4:57.401							
3	3:46.859	1:14.768	1:35.340	56.751	111.1	8:44.260							
4	2:23.627	41.481	1:05.314	36.832	175.6	11:07.887							
5	2:21.269	41.873	1:02.795	36.601	178.5	13:29.156							
6	2:22.361	41.770	1:03.549	37.042	177.1	15:51.517							
7	2:29.627	41.908	1:03.949	43.770	168.5	18:21.144							
8	4:07.008	1:10.067	1:54.778	1:02.163	102.1	22:28.152							
9	3:42.857	1:05.078	1:33.673	1:04.106	113.1	26:11.009							
10	2:23.264	42.217	1:04.240	36.807	176.0	28:34.273							
12 Marek BOECKMANN GER JENZER MOTORSPORT													
1	2:33.555	48.321	1:06.545	38.689	164.2	2:33.555							
2	2:28.852	42.041	1:05.278	41.533	169.4	5:02.407							
3	3:44.498	1:15.221	1:34.356	54.921	112.3	8:46.905							
4	2:23.776	42.258	1:04.611	36.907	175.4	11:10.681							
5	2:23.310	41.946	1:04.146	37.218	175.9	13:33.991							
6	2:23.446	41.832	1:04.536	37.078	175.8	15:57.437							
7	2:26.649	42.515	1:04.070	40.064	171.9	18:24.086							
8	4:06.841	1:09.723	1:53.411	1:03.707	102.1	22:30.927							
9	3:41.787	1:05.718	1:31.944	1:04.125	113.7	26:12.714							
10	2:25.517	42.736	1:05.338	37.443	173.3	28:38.231							
15 Martin KODRIC CRO FORTEC MOTORSPORTS													
1	2:34.480	48.241	1:07.413	38.826	163.2	2:34.480							
2	2:28.700	42.412	1:04.463	41.825	169.6	5:03.180							
3	3:44.892	1:15.260	1:34.497	55.135	112.1	8:48.072							
4	2:23.257	42.253	1:04.093	36.911	176.0	11:11.329							
5	2:23.191	41.872	1:04.252	37.067	176.1	13:34.520							
6	2:23.504	42.123	1:04.340	37.041	175.7	15:58.024							
7	2:27.566	42.722	1:04.454	40.390	170.9	18:25.590							
8	4:06.939	1:09.357	1:53.783	1:03.799	102.1	22:32.529							
9	3:41.176	1:05.781	1:31.481	1:03.914	114.0	26:13.705							



FORMULA RENAULT 2.0 ALPS


SPA EURO RACE 2014

RACE 1

Analysis

■ Personal Best
 ■ Session Best
 ■ Crossing the finish line in pit lane

Lap	Time	Sector 1	Sector 2	Sector 3	Kph	Elapsed	Lap	Time	Sector 1	Sector 2	Sector 3	Kph	Elapsed
16 Thiago VIVACQUA BRA FORTEC MOTORSPORTS													
1	2:34.289	48.560	1:07.313	38.416	163.4	2:34.289							
2	2:27.390	42.491	1:03.728	41.171	171.1	5:01.679							
3	3:44.660	1:14.750	1:34.969	54.941	112.2	8:46.339							
4	2:23.321	42.023	1:03.952	37.346	175.9	11:09.660							
5	2:23.712	41.705	1:04.866	37.141	175.4	13:33.372							
6	2:23.437	41.989	1:04.206	37.242	175.8	15:56.809							
7	2:27.866	43.375	1:04.336	40.155	170.5	18:24.675							
8	4:06.904	1:09.785	1:53.369	1:03.750	102.1	22:31.579							
9	3:41.716	1:05.749	1:31.656	1:04.311	113.7	26:13.295							
10	2:43.198	42.372	1:05.345	55.481	154.5	28:56.493							
17 Charles LECLERC MCO FORTEC MOTORSPORTS													
1	2:25.602	44.631	1:03.933	37.038	173.2	2:25.602							
2	2:27.694	42.638	1:02.237	42.819	170.7	4:53.296							
3	3:48.483	1:13.826	1:36.627	58.030	110.4	8:41.779							
4	2:21.379	41.665	1:02.969	36.745	178.3	11:03.158							
5	2:21.322	41.894	1:02.668	36.760	178.4	13:24.480							
6	2:21.376	41.965	1:02.500	36.911	178.3	15:45.856							
7	2:31.426	41.977	1:02.965	46.484	166.5	18:17.282							
8	4:06.488	1:05.047	1:58.780	1:02.661	102.3	22:23.770							
9	3:44.604	1:02.388	1:36.939	1:05.277	112.3	26:08.374							
10	2:22.335	42.137	1:03.336	36.862	177.1	28:30.709							
18 Ben BARNICOAT GBR FORTEC MOTORSPORTS													
1	3:10.653	45.269	1:05.180	1:20.204	132.3	3:10.653							
19 Nyck DE VRIES NED KOIRANEN GP													
1	2:22.665	43.796	1:02.242	36.627	176.7	2:22.665							
2	2:27.247	41.988	1:01.978	43.281	171.2	4:49.912							
3	3:50.225	1:13.387	1:37.779	59.059	109.5	8:40.137							
4	2:21.028	42.176	1:02.327	36.525	178.8	11:01.165							
5	2:20.554	42.005	1:02.073	36.476	179.4	13:21.719							
6	2:20.558	41.923	1:02.051	36.584	179.4	15:42.277							
7	2:33.637	41.820	1:02.035	49.782	164.1	18:15.914							
8	4:05.782	1:03.740	1:59.042	1:03.000	102.6	22:21.696							
9	3:45.655	1:02.263	1:37.873	1:05.519	111.7	26:07.351							
10	2:21.721	42.121	1:02.610	36.990	177.9	28:29.072							
21 Philo Paz Patrick ARMAND IND TECH 1 RACING													
1	2:30.505	46.662	1:06.238	37.605	167.5	2:30.505							
2	2:27.622	42.333	1:04.343	40.946	170.8	4:58.127							
3	3:46.705	1:14.566	1:35.494	56.645	111.2	8:44.832							
4	2:24.003	41.759	1:05.054	37.190	175.1	11:08.835							
5	2:21.411	41.597	1:03.082	36.732	178.3	13:30.246							
6	2:21.449	41.316	1:03.292	36.841	178.3	15:51.695							
7	2:28.396	41.615	1:03.590	43.191	169.9	18:20.091							
8	4:06.861	1:08.851	1:55.791	1:02.219	102.1	22:26.952							
9	3:43.654	1:05.352	1:33.753	1:04.549	112.7	26:10.606							
10	2:23.335	41.916	1:04.348	37.071	175.9	28:33.941							
22 Pietro FITTIPALDI BRA MGR MOTORSPORT													
1	2:31.440	47.432	1:06.414	37.594	166.5	2:31.440							
2	2:27.636	42.408	1:03.818	41.410	170.8	4:59.076							
3	3:46.270	1:15.186	1:34.609	56.475	111.4	8:45.346							
4	2:23.955	43.021	1:03.615	37.319	175.2	11:09.301							
5	2:23.318	41.781	1:04.154	37.383	175.9	13:32.619							
6	2:24.216	42.697	1:03.396	38.123	174.8	15:56.835							
25 Matevos ISAAKYAN RUS JD MOTORSPORT													
1	2:23.256	44.218	1:02.342	36.696	176.0	2:23.256							
2	2:27.453	41.808	1:02.206	43.439	171.0	4:50.709							
3	3:50.099	1:13.644	1:37.647	58.808	109.6	8:40.808							
4	2:21.359	41.812	1:03.000	36.547	178.4	11:02.167							
5	2:20.560	41.778	1:02.266	36.516	179.4	13:22.727							
6	2:20.774	41.715	1:02.421	36.638	179.1	15:43.501							
7	2:33.026	41.498	1:02.623	48.905	164.8	18:16.527							
8	4:05.938	1:04.569	1:58.420	1:02.949	102.5	22:22.465							
9	3:45.381	1:02.457	1:37.337	1:05.587	111.9	26:07.846							
10	2:21.570	41.767	1:03.064	36.739	178.1	28:29.416							
26 Denis KORNEEV RUS JD MOTORSPORT													
1	2:33.419	46.924	1:08.299	38.196	164.3	2:33.419							
2	2:27.848	42.158	1:03.393	42.297	170.5	5:01.267							
3	3:44.310	1:14.491	1:34.343	55.476	112.4	8:45.577							
4	2:24.413	43.016	1:04.577	36.820	174.6	11:09.990							
5	2:23.043	41.745	1:04.153	37.145	176.3	13:33.033							
6	2:23.498	42.263	1:03.948	37.287	175.7	15:56.531							
7	2:26.736	42.189	1:03.247	41.300	171.8	18:23.267							
8	4:06.749	1:09.394	1:53.945	1:03.410	102.2	22:30.016							
9	3:41.756	1:05.274	1:32.561	1:03.921	113.7	26:11.772							
10	2:23.961	42.785	1:03.915	37.261	175.1	28:35.733							
27 Dario CAPITANIO ITA BVM RACING													
1	2:26.213	44.727	1:04.689	36.797	172.4	2:26.213							
28 Semen EVSTIGNEEV RUS BVM RACING													
1	2:37.905	56.348	1:03.497	38.060	159.7	2:37.905							
2	2:29.634	42.203	1:04.155	43.276	168.5	5:07.539							
3	3:46.341	1:19.269	1:30.381	56.691	111.4	8:53.880							
4	2:24.587	42.839	1:04.440	37.308	174.4	11:18.467							
5	2:22.474	42.092	1:03.074	37.308	177.0	13:40.941							
6	2:21.531	42.116	1:02.500	36.915	178.2	16:02.472							
7	2:27.526	41.823	1:05.144	40.559	170.9	18:29.998							
8	4:04.940	1:08.959	1:52.466	1:03.515	102.9	22:34.938							
9	3:39.357	1:07.187	1:29.675	1:02.495	114.9	26:14.295							
29 Akash NANDY MAL TECH 1 RACING													
1	2:29.850	46.757	1:05.727	37.366	168.3	2:29.850							




FORMULA RENAULT 2.0 ALPS

SPA EURO RACE 2014

RACE 1

Analysis

Lap	Time	Sector 1	Sector 2	Sector 3	Kph	Elapsed	Lap	Time	Sector 1	Sector 2	Sector 3	Kph	Elapsed
2	2:25.787	41.837	1:03.739	40.211	173.0	4:55.637	6	2:22.920	42.180	1:02.982	37.758	176.4	15:49.811
3	3:47.730	1:14.513	1:35.561	57.656	110.7	8:43.367	7	2:29.410	42.204	1:03.631	43.575	168.8	18:19.221
4	2:23.691	41.747	1:05.077	36.867	175.5	11:07.058	8	4:06.335	1:08.305	1:55.876	1:02.154	102.4	22:25.556
5	2:21.775	41.855	1:03.027	36.893	177.8	13:28.833	9	3:44.214	1:05.577	1:33.833	1:04.804	112.5	26:09.770
6	2:22.024	42.090	1:02.954	36.980	177.5	15:50.857	10	2:23.962	42.197	1:04.507	37.258	175.1	28:33.732
7	2:28.830	41.792	1:03.583	43.455	169.4	18:19.687	42 Danylo PRONENKO UKR AS MOTORSPORT by GSK						
8	4:06.634	1:08.471	1:55.992	1:02.171	102.2	22:26.321	1	2:38.997	51.125	1:07.919	39.953	158.6	2:38.997
9	3:43.844	1:05.476	1:33.550	1:04.818	112.6	26:10.165	2	2:29.334	42.681	1:05.850	40.803	168.8	5:08.331
10	2:23.256	41.716	1:04.349	37.191	176.0	28:33.421	3	3:46.766	1:21.349	1:29.432	55.985	111.2	8:55.097
32 Alessio ROVERA ITA CRAM MOTORSPORT							4	2:26.525	42.325	1:05.408	38.792	172.1	11:21.622
1	2:39.632	45.885	1:05.337	48.410	158.0	2:39.632	5	2:23.782	42.256	1:04.306	37.220	175.4	13:45.404
2	2:30.934	42.504	1:05.703	42.727	167.1	5:10.566	6	2:33.564	51.384	1:04.762	37.418	164.2	16:18.968
3	3:45.756	1:22.813	1:28.582	54.361	111.7	8:56.322	7	2:30.310	42.693	1:05.603	42.014	167.7	18:49.278
4	2:23.557	41.805	1:04.870	36.882	175.6	11:19.879	8	3:54.263	1:02.967	1:47.442	1:03.854	107.6	22:43.541
5	2:22.968	41.585	1:04.053	37.330	176.4	13:42.847	9	3:36.461	1:10.455	1:25.805	1:00.201	116.5	26:20.002
6	2:22.725	42.041	1:03.610	37.074	176.7	16:05.572	10	2:26.966	42.402	1:06.941	37.623	171.6	28:46.968
7	2:30.156	41.751	1:07.268	41.137	167.9	18:35.728	45 Daniele CAZZANIGA ITA GSK GRAND PRIX						
8	4:02.183	1:08.114	1:50.450	1:03.619	104.1	22:37.911	1	2:35.532	47.411	1:09.211	38.910	162.1	2:35.532
9	3:37.970	1:08.244	1:27.762	1:01.964	115.7	26:15.881	2	2:29.576	42.310	1:04.472	42.794	168.6	5:05.108
10	2:25.794	41.982	1:06.372	37.440	172.9	28:41.675	3	3:44.181	1:18.072	1:31.314	54.795	112.5	8:49.289
33 Stefan RIENER AUT CRAM MOTORSPORT							4	2:29.051	43.331	1:08.368	37.352	169.2	11:18.340
1	2:37.094	50.032	1:08.262	38.800	160.5	2:37.094	5	2:24.107	42.808	1:04.008	37.291	175.0	13:42.447
2	2:30.978	41.946	1:06.248	42.784	167.0	5:08.072	6	2:22.578	41.892	1:03.622	37.064	176.8	16:05.025
3	3:45.233	1:19.750	1:29.832	55.651	111.9	8:53.305	7	2:27.839	41.824	1:04.825	41.190	170.6	18:32.864
4	2:23.422	42.659	1:03.452	37.311	175.8	11:16.727	8	4:04.327	1:10.297	1:50.674	1:03.356	103.2	22:37.191
5	2:22.117	41.902	1:03.267	36.948	177.4	13:38.844	9	3:38.343	1:08.493	1:27.937	1:01.913	115.5	26:15.534
6	2:21.908	41.956	1:02.944	37.008	177.7	16:00.752	10	2:28.269	42.082	1:08.553	37.634	170.1	28:43.803
7	2:28.322	42.488	1:05.556	40.278	170.0	18:29.074	63 Matteo GONFIANTINI ITA TS CORSE						
8	4:05.276	1:07.561	1:54.465	1:03.250	102.8	22:34.350	1	2:36.150	48.461	1:08.871	38.818	161.5	2:36.150
9	3:38.551	1:06.092	1:30.943	1:01.516	115.4	26:12.901	2	2:30.779	42.404	1:04.646	43.729	167.2	5:06.929
10	2:23.783	42.472	1:04.137	37.174	175.4	28:36.684	3	3:46.021	1:18.988	1:29.782	57.251	111.6	8:52.950
37 Sun ZHENG CHN CHINA BRT by JCS							4	2:23.459	42.748	1:03.503	37.208	175.8	11:16.409
1	2:36.698	49.897	1:07.684	39.117	160.9	2:36.698	5	2:24.063	42.310	1:04.365	37.388	175.0	13:40.472
2	2:32.446	41.948	1:06.408	44.090	165.4	5:09.144	6	2:23.141	42.486	1:03.577	37.078	176.1	16:03.613
3	3:46.911	1:21.860	1:29.533	55.518	111.1	8:56.055	7	2:27.113	42.054	1:04.202	40.857	171.4	18:30.726
4	2:25.084	42.110	1:05.444	37.530	173.8	11:21.139	8	4:04.906	1:08.785	1:52.878	1:03.243	103.0	22:35.632
5	2:23.415	41.889	1:04.236	37.290	175.8	13:44.554	9	3:39.124	1:07.093	1:29.515	1:02.516	115.1	26:14.756
6	2:23.417	41.596	1:04.645	37.176	175.8	16:07.971	10	2:26.466	42.222	1:06.194	38.050	172.2	28:41.222
7	2:28.825	41.940	1:06.055	40.830	169.4	18:36.796	66 Raoul OWENS GBR MARK BURDETT MOTORSPORT						
8	4:02.403	1:08.474	1:50.339	1:03.590	104.0	22:39.199	1	2:25.904	44.665	1:04.380	36.859	172.8	2:25.904
9	3:37.793	1:08.469	1:27.726	1:01.598	115.8	26:16.992	70 Hong LI YE CHN KOIRANEN MOTORSPORT						
10	2:25.850	41.884	1:06.796	37.170	172.9	28:42.842	1	2:35.169	49.479	1:07.501	38.189	162.5	2:35.169
38 Sebastien MORRIS GBR FORTEC MOTORSPORTS							2	2:31.000	42.716	1:04.793	43.491	167.0	5:06.169
1	2:25.325	44.579	1:03.637	37.109	173.5	2:25.325	3	3:46.499	1:19.036	1:30.057	57.406	111.3	8:52.668
2	2:28.546	42.885	1:03.485	42.176	169.7	4:53.871	4	2:24.896	43.819	1:03.873	37.204	174.0	11:17.564
3	3:48.784	1:14.026	1:36.359	58.399	110.2	8:42.655							
4	2:22.463	42.401	1:03.258	36.804	177.0	11:05.118							
5	2:21.773	42.172	1:02.662	36.939	177.8	13:26.891							



FORMULA RENAULT 2.0 ALPS

SPA EURO RACE 2014

RACE 1

Analysis

■ Personal Best
 ■ Session Best
 B Crossing the finish line in pit lane

Lap	Time	Sector 1	Sector 2	Sector 3	Kph	Elapsed	Lap	Time	Sector 1	Sector 2	Sector 3	Kph	Elapsed
5	2:23.117	41.952	1:03.882	37.283	176.2	13:40.681							
6	2:23.653	42.528	1:04.152	36.973	175.5	16:04.334							
7	2:27.017	41.822	1:04.083	41.112	171.5	18:31.351							
8	4:05.258	1:09.675	1:52.181	1:03.402	102.8	22:36.609							
9	3:38.480	1:06.939	1:29.601	1:01.940	115.4	26:15.089							
10	2:26.284	41.698	1:07.110	37.476	172.4	28:41.373							

72 **Jorge CEVALLOS** MEX
FORTEC MOTORSPORTS

1	2:34.838	48.451	1:07.901	38.486	162.8	2:34.838
2	2:29.577	42.337	1:04.839	42.401	168.6	5:04.415
3	3:44.516	1:16.045	1:33.690	54.781	112.3	8:48.931
4	2:23.539	42.360	1:04.006	37.173	175.7	11:12.470
5	2:24.840	42.287	1:05.271	37.282	174.1	13:37.310
6	2:22.992	42.276	1:03.490	37.226	176.3	16:00.302
7	2:28.395	42.299	1:05.750	40.346	169.9	18:28.697
8	4:04.742	1:07.318	1:53.470	1:03.954	103.0	22:33.439
9	3:40.370	1:06.377	1:30.533	1:03.460	114.4	26:13.809
10	2:26.816	42.470	1:06.308	38.038	171.7	28:40.625

73 **Pietro PECCENINI** ITA
TS CORSE

1	2:40.260	50.603	1:08.277	41.380	157.3	2:40.260
2	2:31.308	42.806	1:05.722	42.780	166.6	5:11.568
3	3:46.805	1:22.902	1:28.483	55.420	111.2	8:58.373
4	2:26.780	43.793	1:05.213	37.774	171.8	11:25.153
5	2:25.506	42.806	1:05.126	37.574	173.3	13:50.659
6	2:25.416	43.007	1:04.725	37.684	173.4	16:16.075
7	2:28.367	42.682	1:05.755	39.930	169.9	18:44.442
8	3:57.491	1:03.919	1:49.636	1:03.936	106.2	22:41.933
9	3:36.844	1:09.116	1:27.323	1:00.405	116.3	26:18.777
10	2:27.511	43.428	1:06.285	37.798	170.9	28:46.288

78 **Bo YUAN** CHN
KOIRANEN GP

1	2:40.191	49.750	1:12.502	37.939	157.4	2:40.191
2	2:31.923	42.135	1:06.722	43.066	166.0	5:12.114
3	3:46.413	1:23.971	1:27.401	55.041	111.4	8:58.527
4	2:25.470	42.623	1:05.160	37.687	173.3	11:23.997
5	2:24.126	42.148	1:04.521	37.457	174.9	13:48.123
6	2:23.899	42.512	1:04.342	37.045	175.2	16:12.022
7	2:27.588	42.185	1:04.174	41.229	170.8	18:39.610
8	4:00.261	1:06.411	1:50.419	1:03.431	104.9	22:39.871
9	3:37.477	1:08.730	1:28.168	1:00.579	115.9	26:17.348
10	2:52.607 B	41.606	1:16.458	54.543	146.1	29:09.955